CONFEDERACIÓN HIDROGRAFICA
DEL
GUADALQUIVIR

SEGUNDA SECCION
DELEGACION DE JAEN

HOJA Nº5-III

Amortiguadores y paraboloides

DE ACUERDO EN LA DESVIACION DEL ARROYO DE VALPARAISO

PROYECTO de defensas
de Beas de Segura (Jaén)
OBRAS DEFINITIVAS

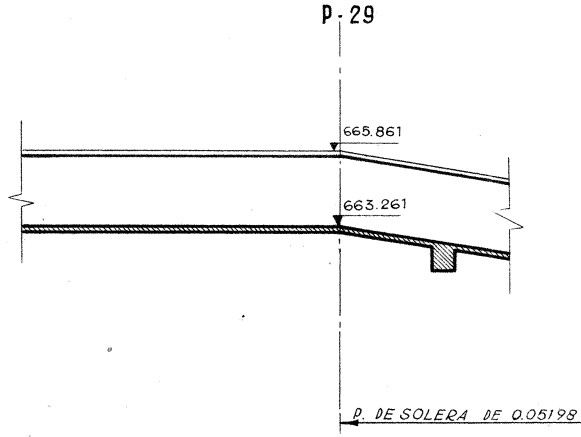
P-29
665.861
663.261
P. DE SOLERA DE 0.05198

RAPIDA Y

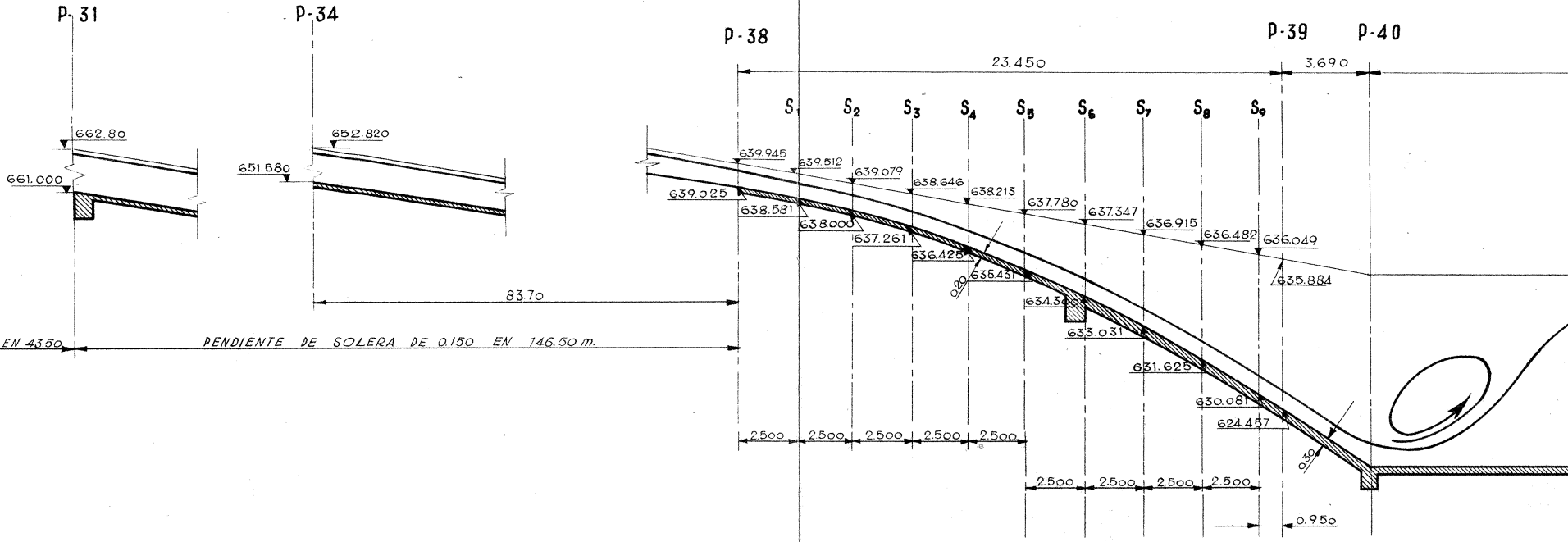
P-31
P-34
P-38
P-39
P-40
662.80
661.000
652.820
651.580
83.70
EN 43.50
PENDIENTE DE SOLERA DE 0.150 EN 146.50 m.
23.450
3.690
S1
S2
S3
S4
S5
S6
S7
S8
S9
639.945
639.512
639.079
638.646
638.213
637.780
637.347
636.915
636.482
636.049
635.884
639.025
638.581
638.000
637.261
636.425
635.431
634.3
633.031
631.625
630.081
624.457
0.20
0.30
2.500
2.500
2.500
2.500
2.500
2.500
2.500
2.500
2.500
0.950

ESCALA 1:200

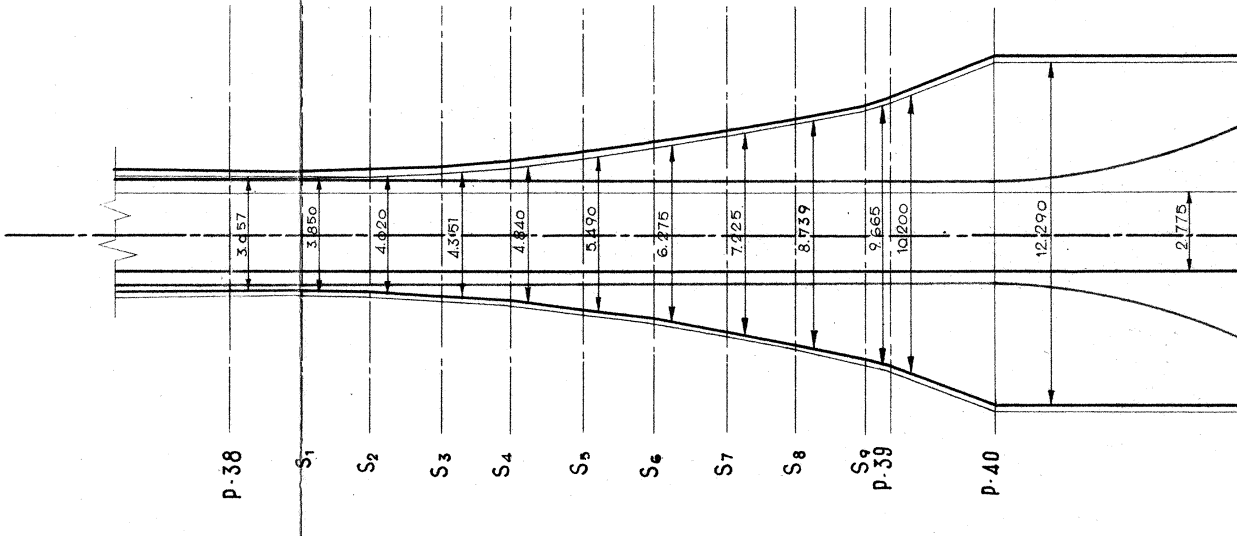
3.657
3.850
4.020
4.351
4.840
5.490
6.275
7.225
8.739
9.665
10.200
12.290
2.775
P-38
S1
S2
S3
S4
S5
S6
S7
S8
S9
P-39
P-40

COLCHON AMORTIGUADOR ENTRE LOS P.P. 29 Y 46

ALZADO - SECCION POR EL EJE P-41

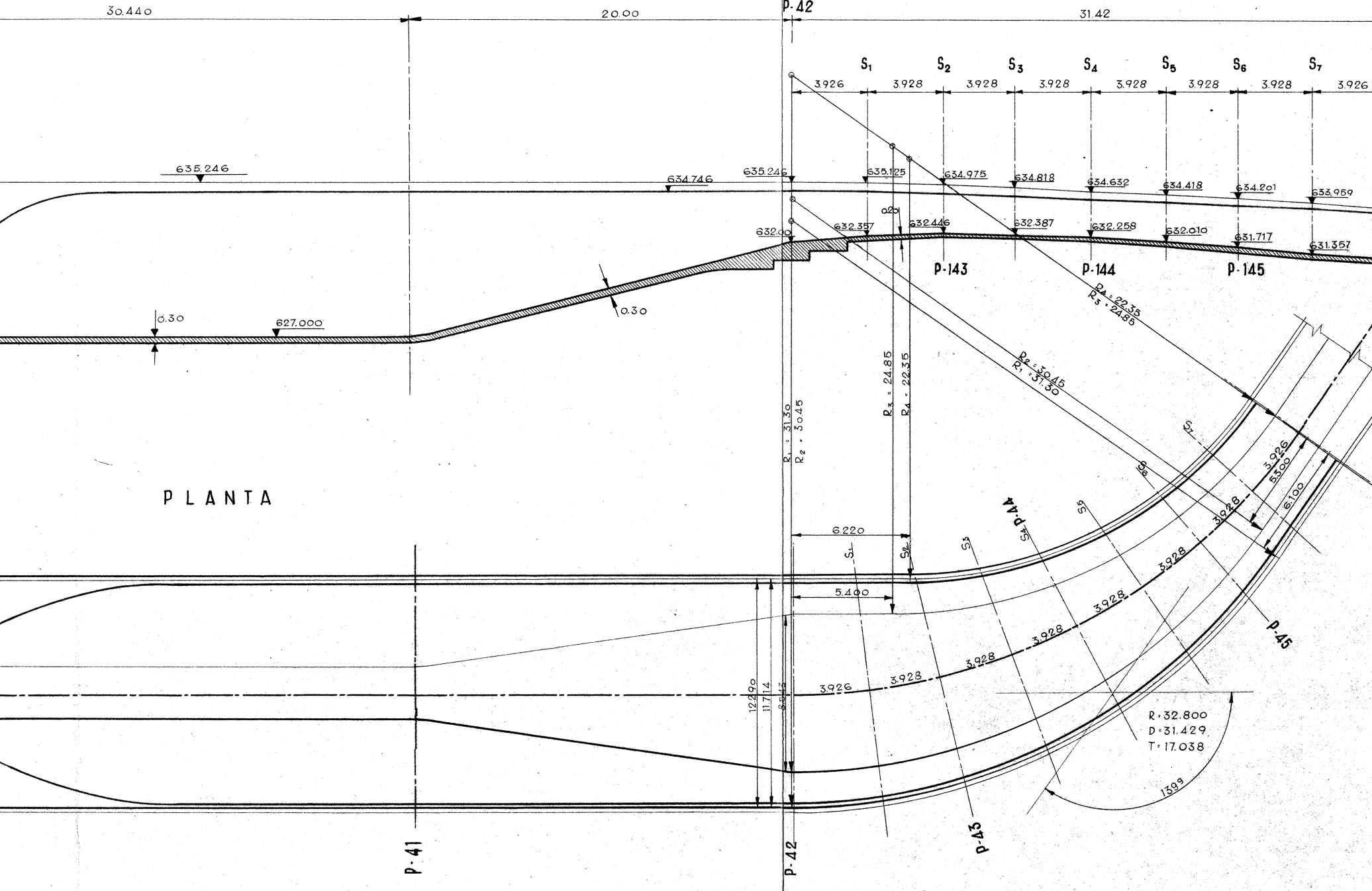
30.440
20.00
P-42
31.42
S1
S2
S3
S4
S5
S6
S7
3.926
3.928
3.928
3.928
3.928
3.928
3.928
3.926
635.246
634.746
635.246
635.125
634.975
634.818
634.632
634.418
634.201
633.959
0.20
632.00
632.357
632.446
632.387
632.258
632.010
631.717
631.357
P-143
P-144
P-145
0.30
0.30
627.000
R4 = 22.35
R3 = 24.85
R2 = 30.45
R1 = 31.30
R3 = 24.85
R4 = 22.35
R1 = 31.30
R2 = 30.45
PLANTA
6.220
5.400
S1
S2
S3
S4 P-44
S5
S6
S7
3.926
5.300
6.100
3.928
3.928
3.928
3.928
3.928
3.928
3.926
P-45
12.290
11.714
8.643
R: 32.800
D: 31.429
T: 17.038
1399
P-41
P-42
P-43

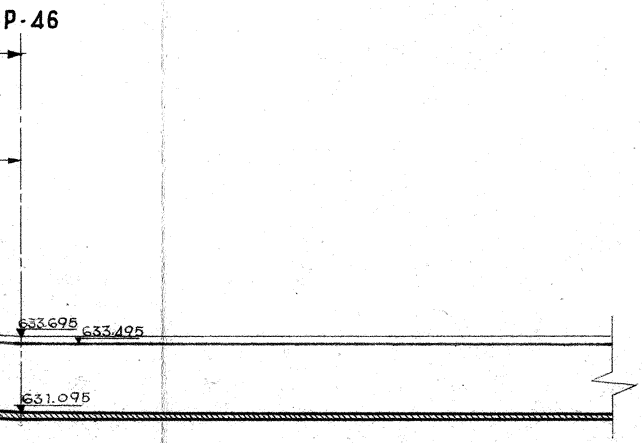
P-46
633.695
633.495
631.095

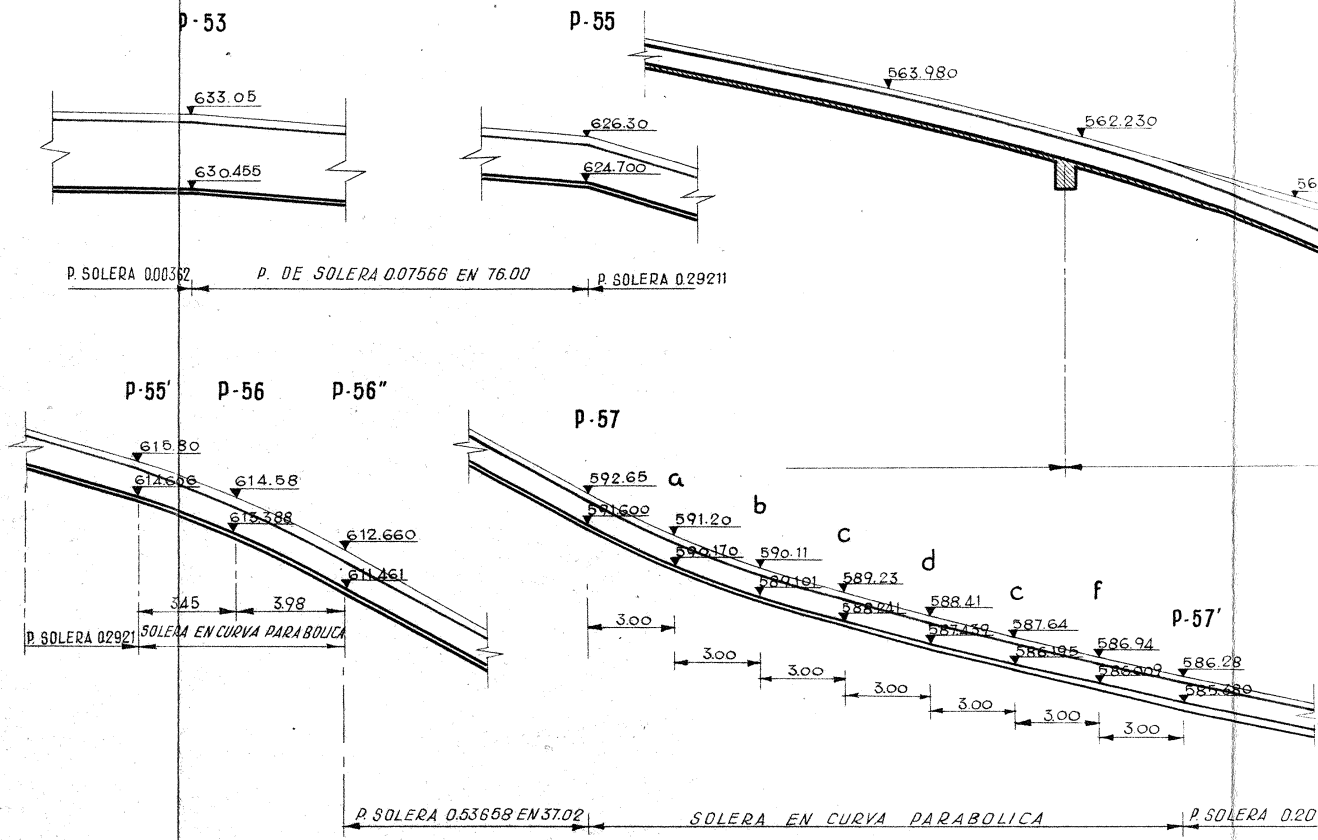
P-53
633.05
630.455
P-55
626.30
624.700
563.980
562.230
56
P. SOLERA 0.00362
P. DE SOLERA 0.07566 EN 76.00
P. SOLERA 0.29211
P-55'
P-56
P-56"
615.80
614.666
614.58
613.388
612.660
611.461
3.45
3.98
P. SOLERA 0.2921
SOLERA EN CURVA PARABOLICA
P-57
592.65
591.600
a
591.20
590.170
b
590.11
589.101
c
589.23
588.841
d
588.41
587.439
c
587.64
586.195
f
586.94
586.009
P-57'
586.28
585.689
3.00
3.00
3.00
3.00
3.00
3.00
3.00
P. SOLERA 0.53658 EN 37.02
SOLERA EN CURVA PARABOLICA
P. SOLERA 0.20

P-42

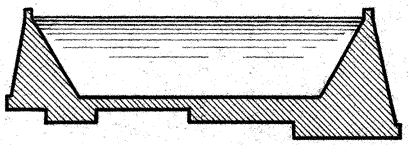

S₁



S₂



S₃



S₄



S₅



S₆



S₇

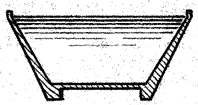

S₈

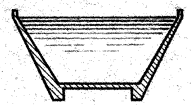

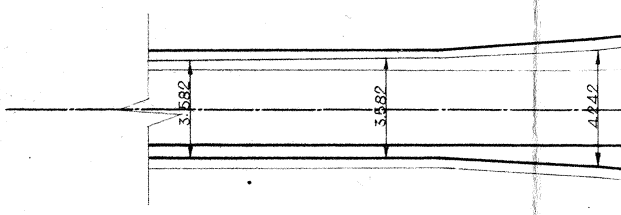
3.582
3.582
4.242

RAPIDA Y COLCHON AMORTIGUADOR Y VERTEDERO ENTRE LOS P.P. 53 Y 65

b'

ALZADO-SECCION

ESCALA 1:200

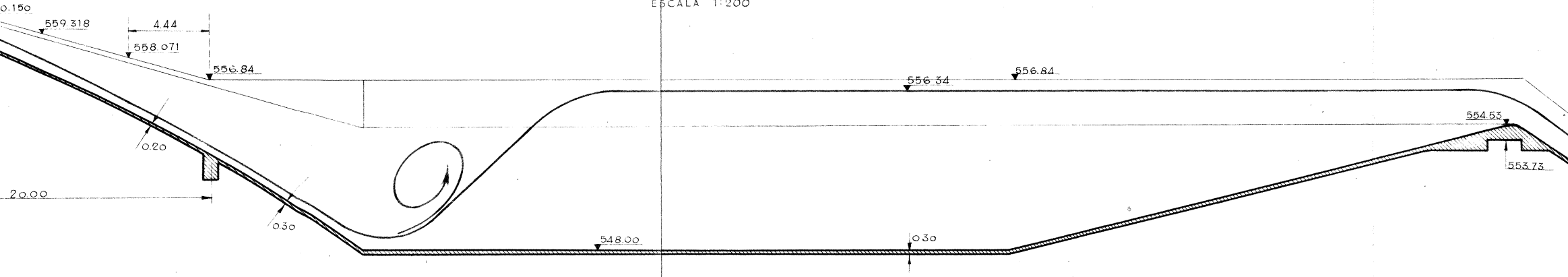
0.150
559.318
4.44
558.071
556.84
0.20
20.00
0.30
548.00
556.34
0.30
556.84
554.53
553.73

PLANTA

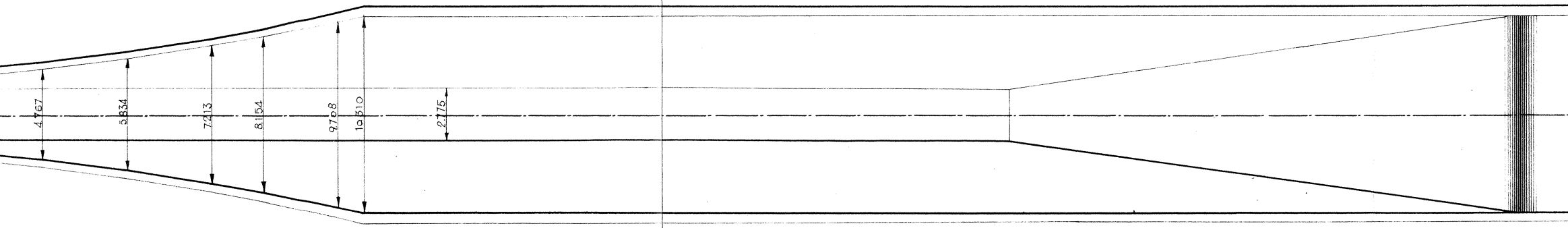
4.767
5.834
7.213
8.154
9.708
10.310
2.775

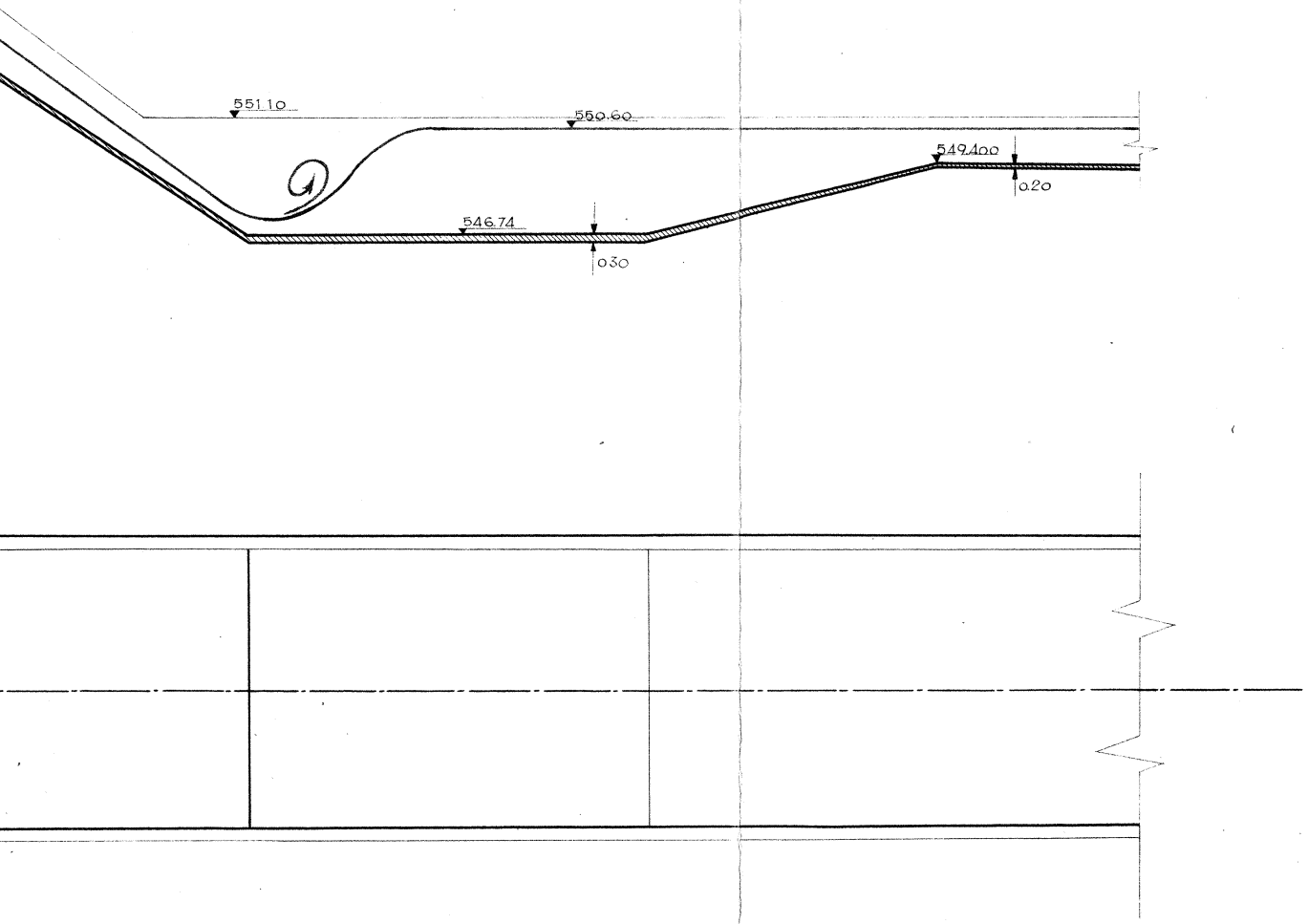
551.10
550.60
549.400
0.20
546.74
0.30

JAEN, DICIEMBRE DE 1954

EL INGENIERO AUTOR DEL PROYECTO,

EXAMINADO:

EL INGENIERO JEFE DE LA 2ª SECCIÓN

CONFEDERACION HIDROGRAFICA DEL GUADALQUIVIR

SECCION DE CO